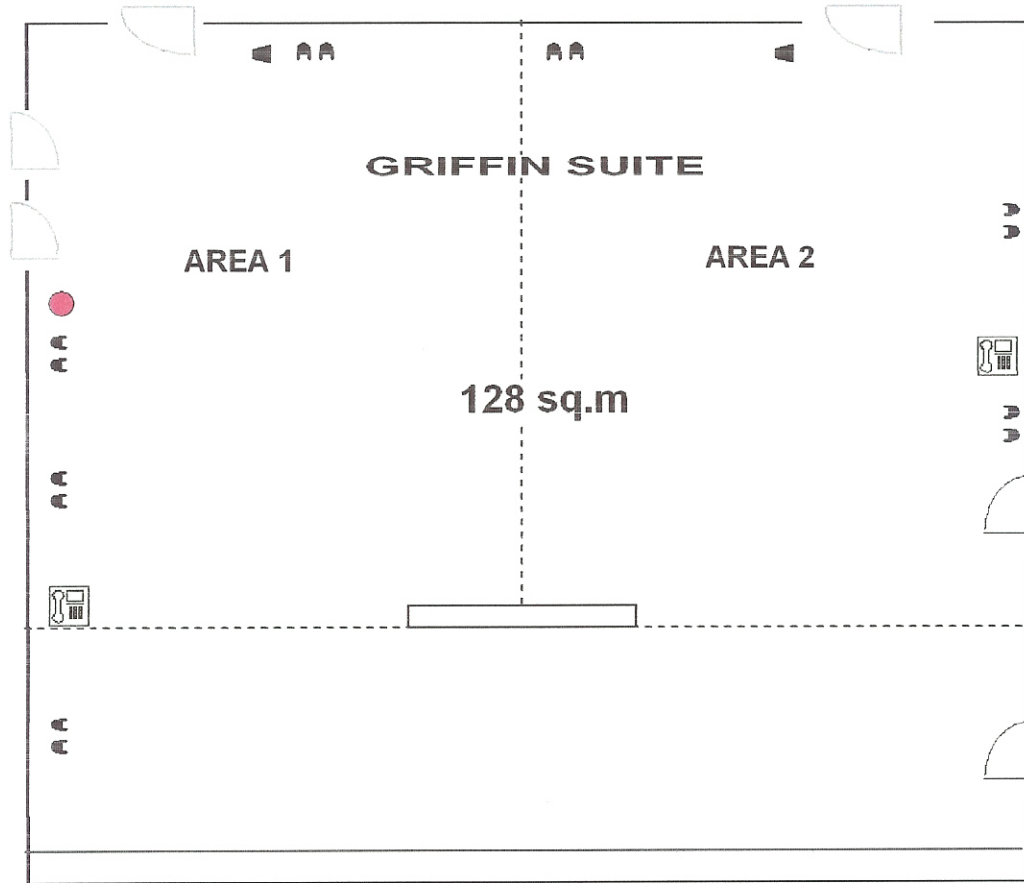








# GRIFFIN SUITE

## Dimensions & Capacities



	GRIFFIN SUITE	GRIFFIN SUITE AREA 1 & 2
Dimensions	7.62 x 5.35	13.59 x 4.69
Height	2.6	2.6
Layout :		
Theatre	150	65
Boardroom	40	40
U Shape	45	30
Classroom	60	24

	Microphone Point		Power point
	Telephone point		Fire alarm point
	Removable partition		Light Switch

All measurements are in metres